



RÁCORES Serie B

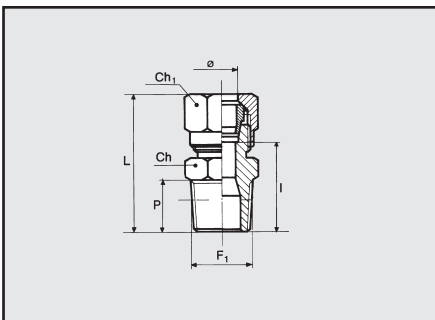
RÁCORES DE BICONO

- Cuerpo en latón OT 58
- Presión máxima 870 psi 6000 KPa 60 bar



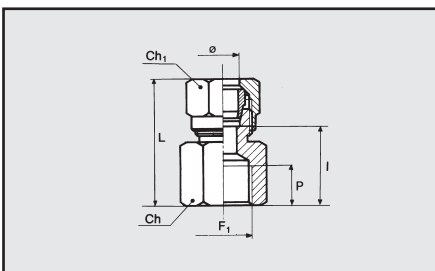
DIMENSIONES MÁXIMAS Y CÓDIGOS DE PEDIDO

RECTO MACHO CONICO B1



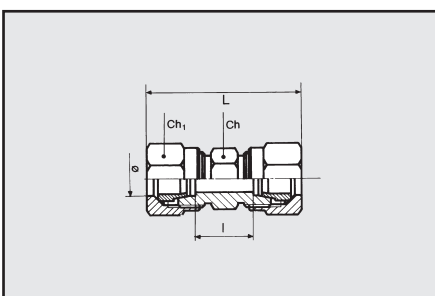
Cód.	Ref.	Ø	F1	Ch	Ch1	P	L	I
2201001	B1	4/2	1/8	10	10	8.0	27.5	16.0
2201002	B1	6/4	1/8	12	12	8.0	28.0	14.5
2201003	B1	6/4	1/4	14	12	11.0	31.0	17.5
2201004	B1	8/6	1/8	12	14	8.0	30.0	16.5
2201005	B1	8/6	1/4	14	14	11.0	33.0	19.5
2201006	B1	8/6	3/8	17	14	11.5	33.5	20.0
2201007	B1	10/8	1/4	17	19	11.0	38.5	20.0
2201008	B1	10/8	3/8	17	19	11.5	39.0	20.5
2201009	B1	10/8	1/2	22	19	14.0	42.5	24.0
2201010	B1	12/10	3/8	19	22	11.5	38.5	20.5
2201011	B1	12/10	1/2	22	22	14.0	42.0	24.0
2201012	B1	15/12	1/2	22	27	14.0	43.5	25.0

RECTO MACHO CILINDRICO B2



Cód.	Ref.	Ø	F1	Ch	Ch1	P	L	I
2202001	B2	6/4	1/8	14	12	7	28.5	15.0
2202002	B2	6/4	1/4	17	12	8	31.5	18.0
2202003	B2	8/6	1/8	14	14	7	29.5	16.0
2202004	B2	8/6	1/4	17	14	8	32.0	18.5
2202005	B2	8/6	3/8	22	14	10	36.0	22.5
2202006	B2	10/8	1/4	17	19	8	37.5	19.0
2202007	B2	10/8	3/8	22	19	10	41.0	22.5

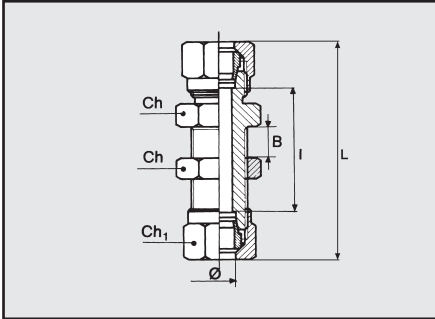
INTERMEDIO B3



Cód.	Ref.	Ø	Ch	Ch1	L	I
2203001	B3	4/2	10	10	35	12.0
2203002	B3	6/4	12	12	36	9.0
2203003	B3	8/6	14	14	39	12.0
2203004	B3	10/8	17	19	50	13.0
2203005	B3	12/10	19	22	50	14.0
2203006	B3	15/12	24	27	53	16.0

INTERMEDIO PASAMURO B4

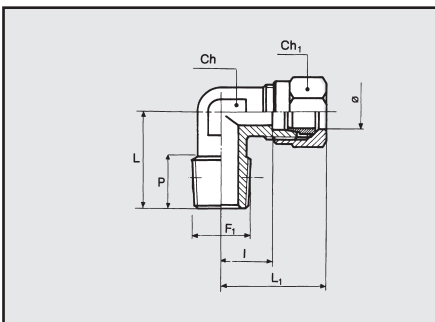
Cód. Ref. Ø Ch Ch1 L I



2204001	B4	6/4	14	12	53.0	26
2204002	B4	8/6	16	14	56.0	29
2204003	B4	10/8	19	19	66.5	29.5
2204004	B4	12/10	22	22	67.0	31
2204005	B4	15/12	25	27	73.5	36.5

L MACHO CONICO B5

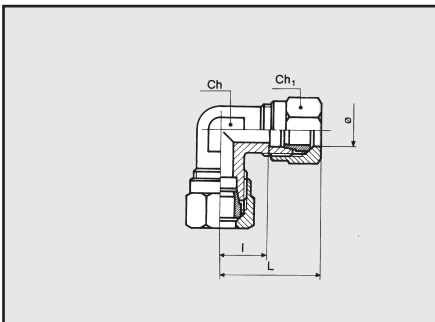
Cód. Ref. Ø F1 Ch Ch1 P L L1 I



2205001	B5	4/2	1/8	9	10	8.0	16.0	21.5	10.0
2205002	B5	6/4	1/8	9	12	8.0	16.0	22.0	8.5
2205003	B5	6/4	1/4	11	12	11.0	20.0	23.5	10.0
2205004	B5	8/6	1/8	11	14	8.0	17.0	24.0	10.5
2205005	B5	8/6	1/4	11	14	11.0	20.0	24.0	10.5
2205006	B5	8/6	3/8	13	14	12.0	23.5	27.0	13.5
2205007	B5	10/8	1/4	13	19	11.0	22.5	32.0	13.5
2205008	B5	10/8	3/8	13	19	12.0	23.5	32.0	13.5
2205009	B5	10/8	1/2	20	19	13.0	30.0	39.0	20.5
2205010	B5	12/10	3/8	15	22	11.5	24.0	33.5	15.5
2205011	B5	12/10	1/2	20	22	13.0	30.0	38.0	20.0
2205012	B5	15/12	1/2	20	27	13.0	30.0	38.5	20.0

L B6

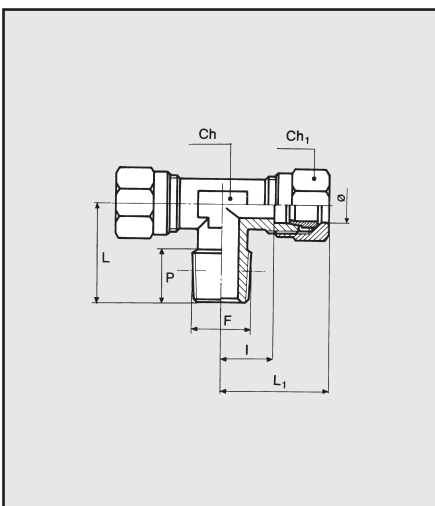
Cód. Ref. Ø Ch Ch1 L I



2206001	B6	4/2	9	10	21.5	10.0
2206002	B6	6/4	9	12	22.0	8.5
2206003	B6	8/6	11	14	24.0	10.5
2206004	B6	10/8	13	19	32.0	13.5
2206005	B6	12/10	15	22	33.5	15.5
2206006	B6	15/12	20	27	38.5	20.0

T CENTRAL MACHO CONICO B7

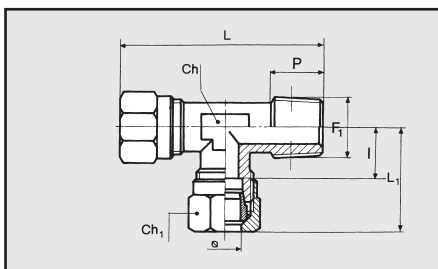
Cód. Ref. Ø F Ch Ch1 P L L1 I



2207001	B7	4/2	1/8	9	10	8.0	16.0	21.5	10.0
2207002	B7	6/4	1/8	9	12	8.0	16.0	22.0	8.5
2207003	B7	6/4	1/4	11	12	11.0	20.0	23.5	10.0
2207004	B7	8/6	1/8	11	14	8.0	17.0	24.0	10.5
2207005	B7	8/6	1/4	11	14	11.0	20.0	24.0	10.5
2207006	B7	8/6	3/8	13	14	12.0	23.5	27.0	13.5
2207007	B7	10/8	1/4	13	19	11.0	22.5	32.0	13.5
2207008	B7	10/8	3/8	13	19	12.0	23.5	32.0	13.5
2207010	B7	12/10	3/8	15	22	11.5	24.0	33.5	15.5
2207011	B7	12/10	1/2	20	22	13.0	30.0	38.0	20.0
2207012	B7	15/12	1/2	20	27	13.0	30.0	38.5	20.0

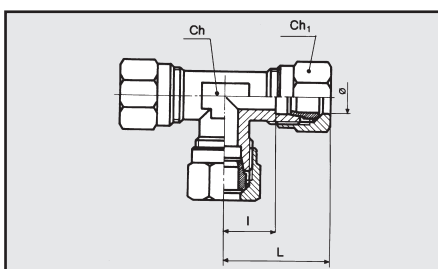


T LATERAL MACHO CONICO B8



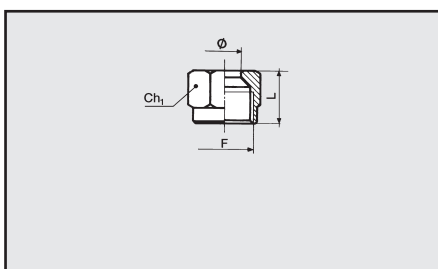
Cód.	Ref.	Ø	F1	Ch	Ch1	P	L	L1	I
2208000	B8	4/2	1/8	9	10	8.0	37.5	21.5	10.0
2208001	B8	6/4	1/8	9	12	8.0	38.5	22.0	8.5
2208002	B8	6/4	1/4	9	11	11.0	43.5	23.5	10.0
2208003	B8	8/6	1/8	11	14	8.0	41.0	24.0	10.5
2208004	B8	8/6	1/4	11	14	11.0	44.0	24.0	10.5
2208005	B8	8/6	3/8	13	14	12.0	50.5	27.0	13.5
2208006	B8	10/8	1/4	13	19	11.0	54.5	32.0	13.5
2208007	B8	10/8	3/8	13	19	12.0	55.5	32.0	13.5
2208009	B8	12/10	3/8	15	22	11.5	57.5	33.5	15.5
2208010	B8	12/10	1/2	20	22	13.0	68.0	38.0	20.0
2208011	B8	15/12	1/2	20	27	13.0	68.5	38.5	20.0

T INTERMEDIO B9



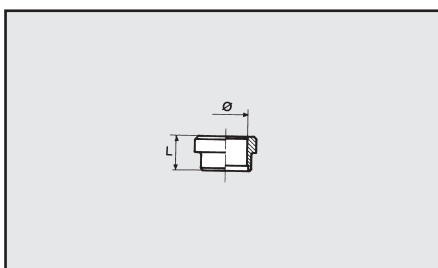
Cód.	Ref.	Ø	Ch	Ch1	L	I
2209001	B9	4/2	9	10	21.5	10.0
2209002	B9	6/4	9	12	22.0	8.5
2209003	B9	8/6	11	14	24.0	10.5
2209004	B9	10/8	13	19	32.0	13.5
2209005	B9	12/10	15	22	33.5	15.5
2209006	B9	15/12	20	27	38.5	20.0

TUERCA B10



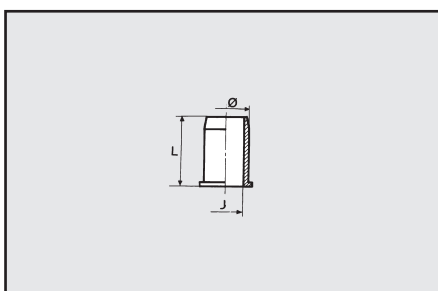
Cód.	Ref.	Ø	Ch1	L	F
2210001	B10	4/2	10	11.0	M 8x1
2210002	B10	6/4	12	11.5	M10x1
2210003	B10	8/6	14	13.0	M12x1
2210004	B10	10/8	19	15.5	M16x1.5
2210005	B10	12/10	22	15.5	M18x1.5
2210006	B10	15/12	27	17.0	M22x1.5

BICONO B11



Cód.	Ref.	Ø	L
2211001	B11	4/2	6
2211002	B11	6/4	7
2211003	B11	8/6	7
2211004	B11	10/8	10
2211005	B11	12/10	10
2211006	B11	15/12	10

REFUERZO B12



Cód.	Ref.	Ø	J	L
2212001	B12	6/4	3	12.0
2212002	B12	8/6	5	14.0
2212003	B12	10/8	7	15.0
2212004	B12	12/10	9	16.0
2212005	B12	15/12	11	17.0